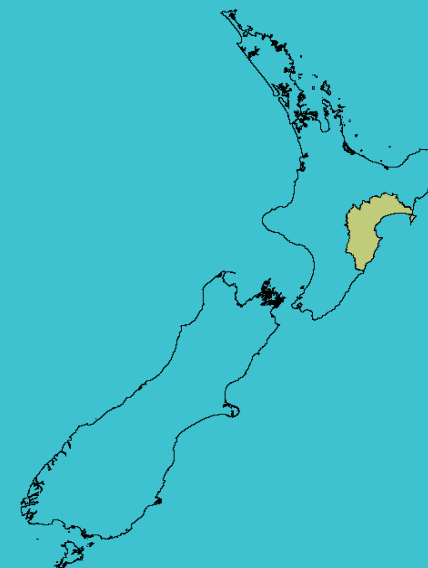




New Zealand  
**GARDEN  
BIRD  
SURVEY**



Summary report

## HAWKE'S BAY REGION

# 2018

## State of NZ Garden Birds

Te Āhua o ngā Manu o te Kāri i Aotearoa

### NUMBER OF SURVEYED GARDENS



Manaaki  
Whenua  
Landcare  
Research

We have estimated how bird counts have changed over the last 10 and 5 year periods in different regions, districts and neighbourhoods across New Zealand for 14 common garden visitors – five native and nine introduced birds.

Thanks to all our volunteer bird counters, 34,686 garden surveys have been completed nationwide since 2008. We use specialised statistical tools to account for variation in sampling effort between regions, districts and suburbs over time. We also account for variation in bird counts depending on whether the surveyed gardens were in a rural or urban setting and if birds were fed or not. We also correct for the actual number of gardens in each area.

We then classify these changes according to their direction and size (see diagram below) to help us identify changes of potential concern or interest.

# How have bird counts changed?

## Drawing attention to changes in counts that may be of concern or interest

### Decline over 10 years

### Increase over 10 years



# HAWKE'S BAY | Greenfinch

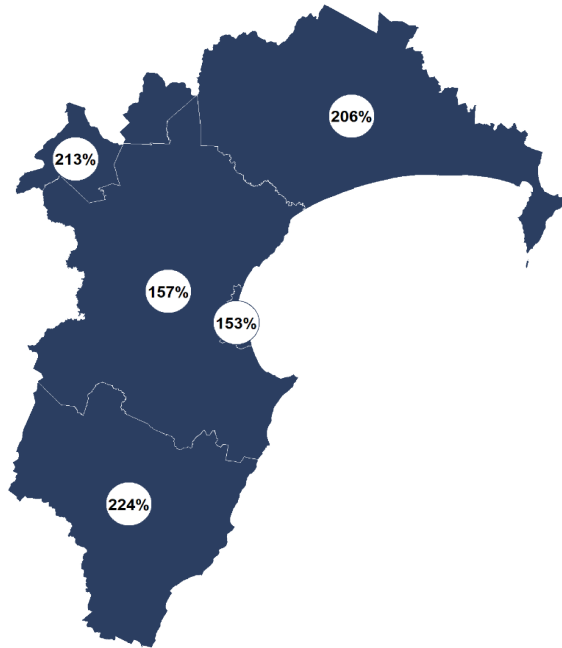
## How have garden bird counts changed in this region?



Last 10 years  
2008–18




**RAPID INCREASE REGIONALLY**


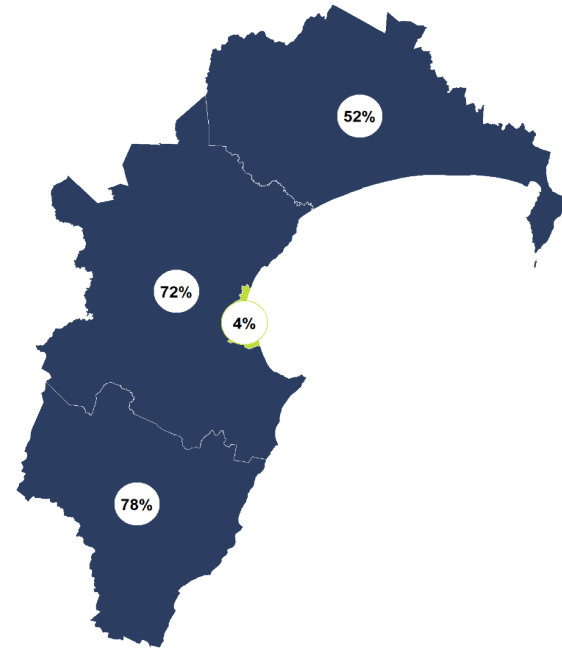


**MODERATE INCREASE NATIONALLY**

Last 5 years  
2013–18



**RAPID INCREASE REGIONALLY**



**SHALLOW INCREASE NATIONALLY**


- Rapid increase
- Moderate increase
- Shallow increase
- No or little change
- Shallow decline
- Moderate decline
- Rapid decline

# HAWKE'S BAY | NZ pigeon | Kererū


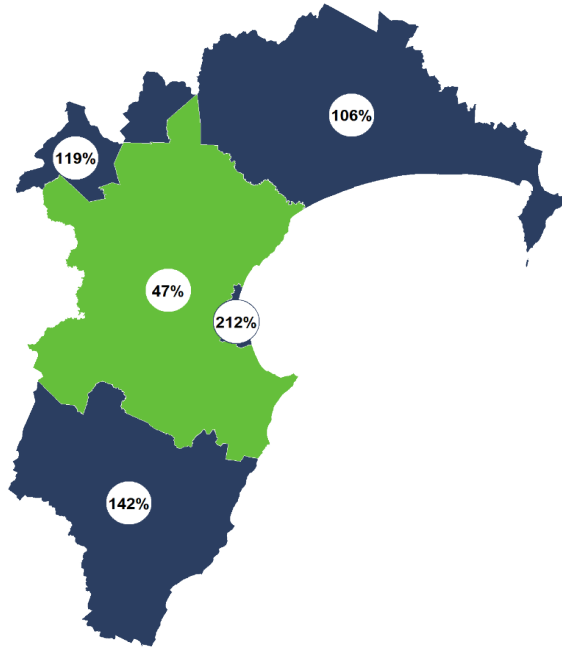
## How have garden bird counts changed in this region?



Last 10 years  
2008–18




**RAPID INCREASE REGIONALLY**


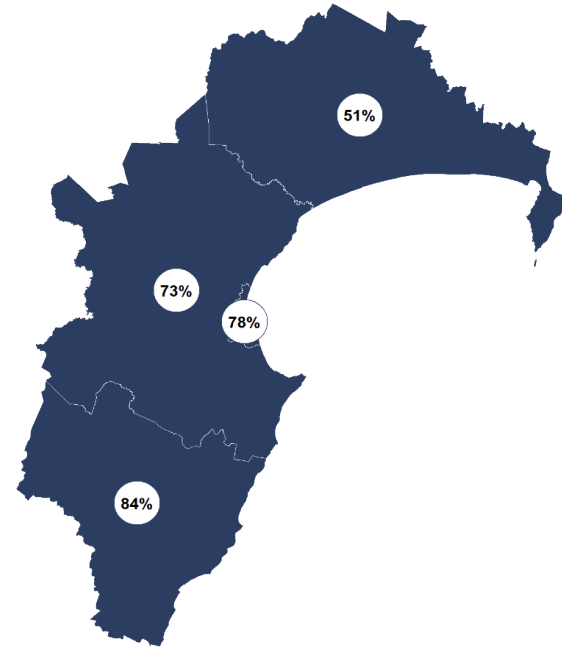


**MODERATE INCREASE NATIONALLY**

Last 5 years  
2013–18



**RAPID INCREASE REGIONALLY**



**RAPID INCREASE NATIONALLY**

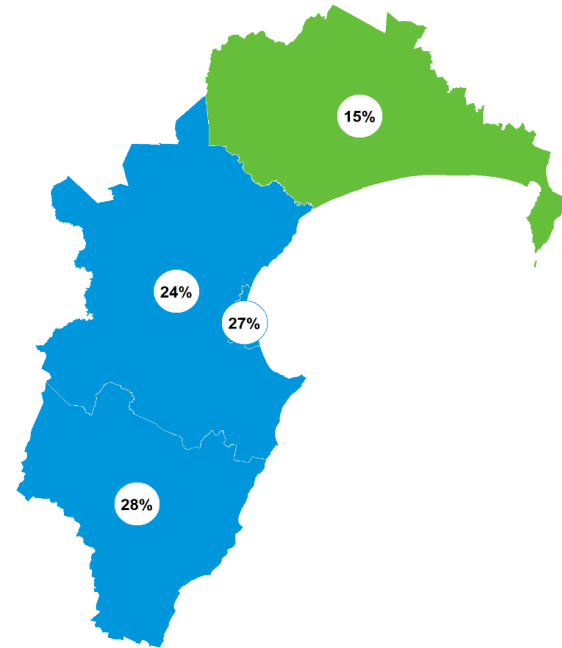
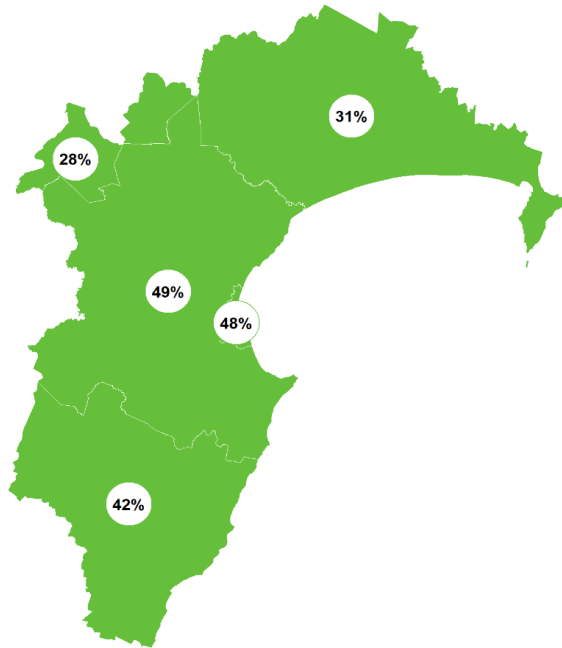
- Rapid increase
- Moderate increase
- Shallow increase
- No or little change
- Shallow decline
- Moderate decline
- Rapid decline

# HAWKE'S BAY | Tūī | Kōkō


## How have garden bird counts changed in this region?



Last 10 years  
2008–18



Last 5 years  
2013–18




- Rapid increase
- Moderate increase
- Shallow increase
- No or little change
- Shallow decline
- Moderate decline
- Rapid decline

# HAWKE'S BAY | Chaffinch | Pahirini

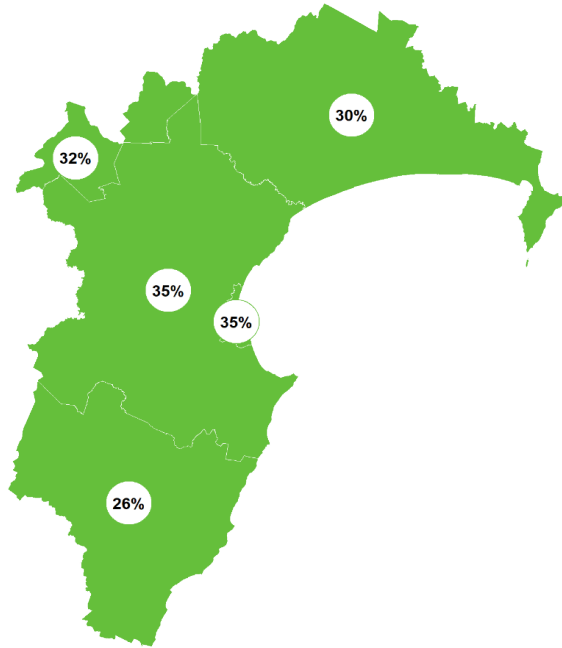
## How have garden bird counts changed in this region?



Last 10 years  
2008–18




SHALLOW INCREASE  
REGIONALLY


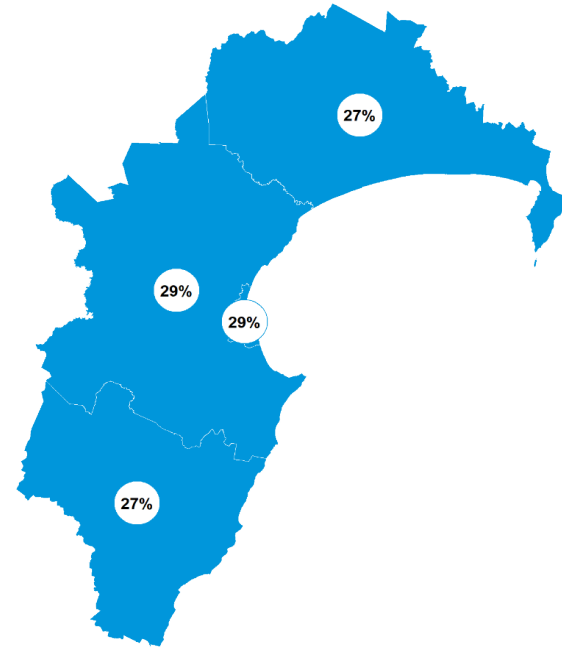


LITTLE OR NO CHANGE  
NATIONALLY

Last 5 years  
2013–18



MODERATE INCREASE  
REGIONALLY



LITTLE OR NO CHANGE  
NATIONALLY

- Rapid increase
- Shallow decline
- Moderate increase
- Moderate decline
- Shallow increase
- Rapid decline
- No or little change

# HAWKE'S BAY | Bellbird | Korimako

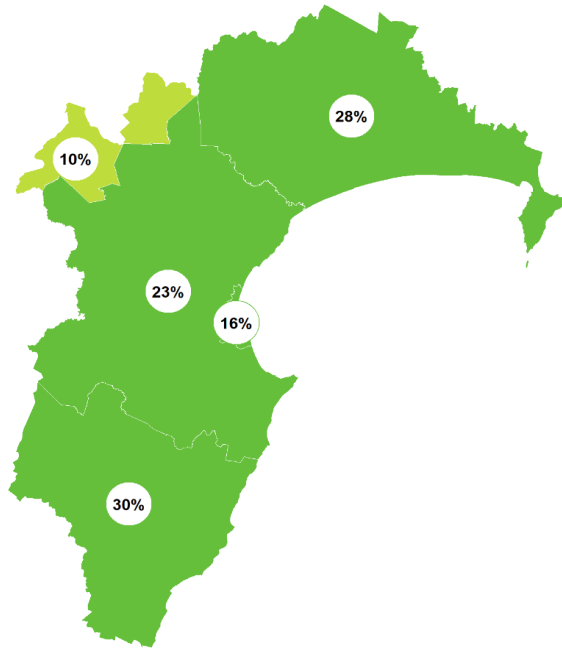
## How have garden bird counts changed in this region?



Last 10 years  
2008–18




SHALLOW INCREASE  
REGIONALLY

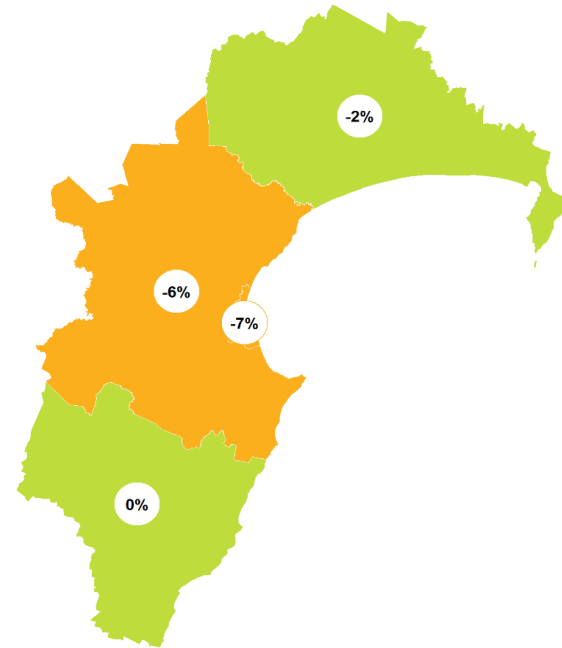


LITTLE OR NO CHANGE  
NATIONALLY

Last 5 years  
2013–18



SHALLOW DECLINE  
REGIONALLY



LITTLE OR NO CHANGE  
NATIONALLY

- Rapid increase
- Moderate increase
- Shallow increase
- No or little change
- Shallow decline
- Moderate decline
- Rapid decline

# HAWKE'S BAY | Fantail | Pīwaiwaka

## How have garden bird counts changed in this region?



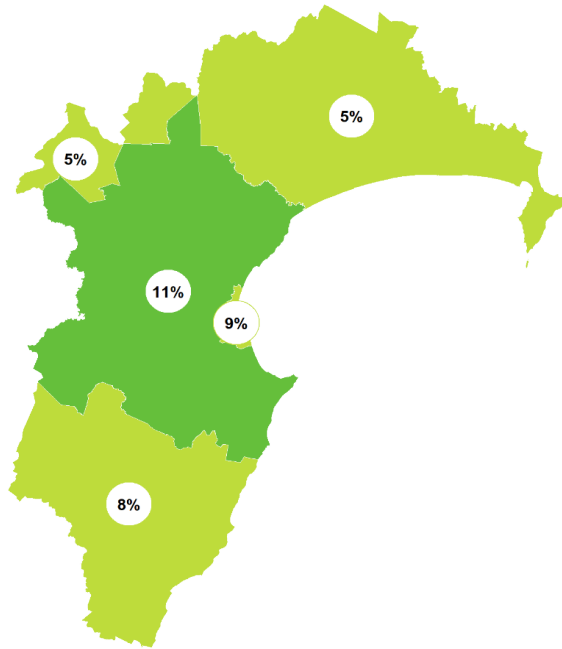
Last 10 years  
2008–18



LITTLE OR NO CHANGE  
REGIONALLY



SHALLOW INCREASE  
NATIONALLY



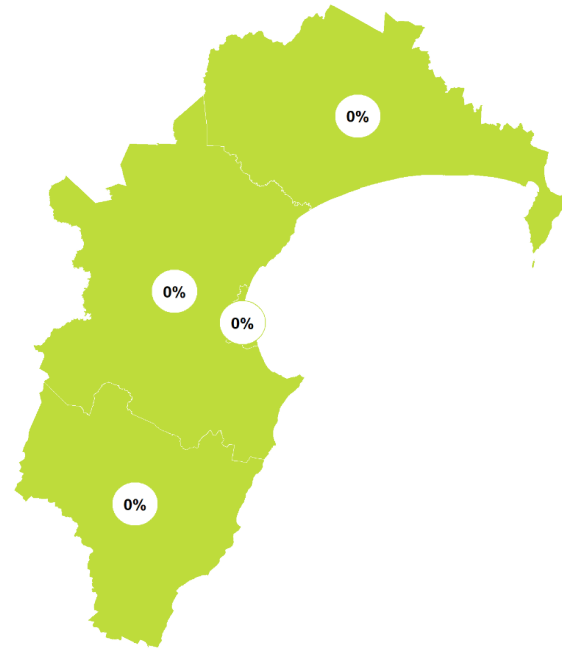
Last 5 years  
2013–18



LITTLE OR NO CHANGE  
REGIONALLY



SHALLOW INCREASE  
NATIONALLY



- Rapid increase
- Shallow decline
- Moderate increase
- Moderate decline
- Shallow increase
- Rapid decline
- No or little change



# HAWKE'S BAY | Blackbird | Manu pango

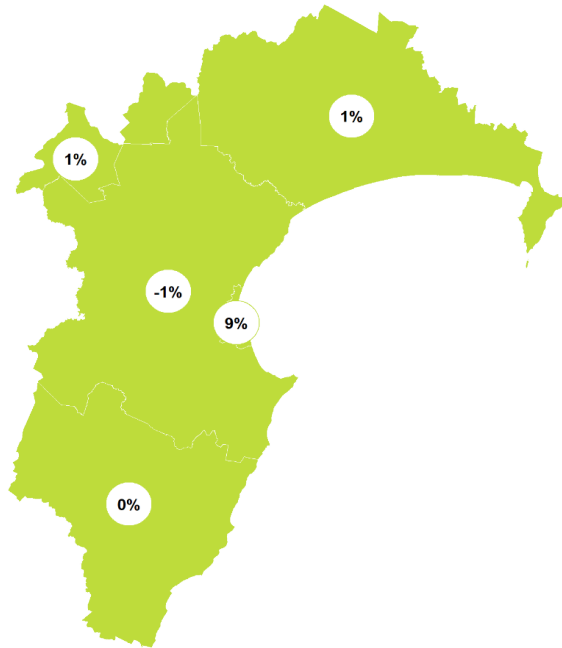
## How have garden bird counts changed in this region?



Last 10 years  
2008–18



LITTLE OR NO CHANGE  
REGIONALLY

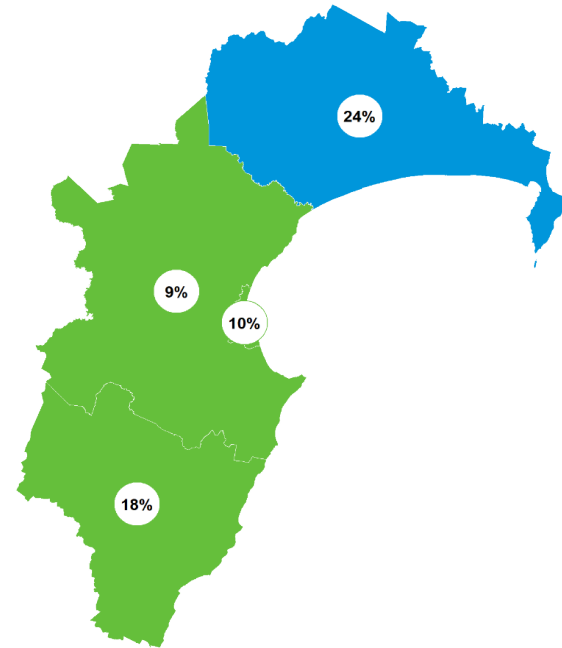


LITTLE OR NO CHANGE  
NATIONALLY

Last 5 years  
2013–18



SHALLOW INCREASE  
REGIONALLY



SHALLOW INCREASE  
NATIONALLY

- Rapid increase
- Shallow decline
- Moderate increase
- Moderate decline
- Shallow increase
- Rapid decline
- No or little change

# HAWKE'S BAY | Myna | Maina

## How have garden bird counts changed in this region?



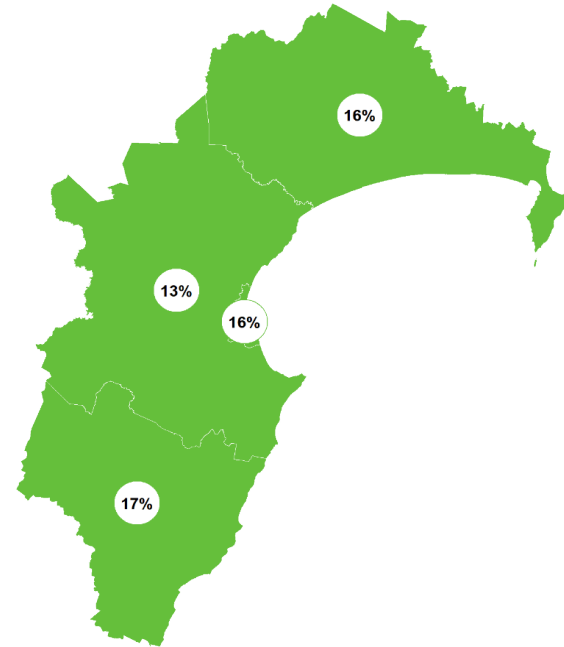
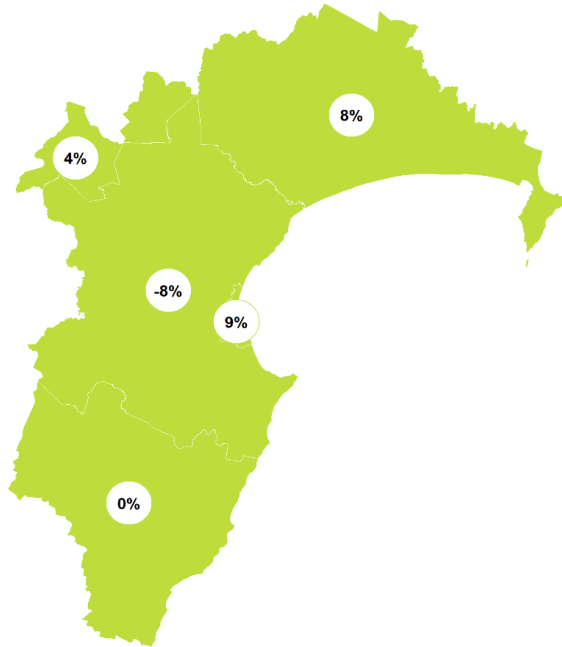
Last 10 years  
2008–18



LITTLE OR NO CHANGE REGIONALLY



LITTLE OR NO CHANGE NATIONALLY



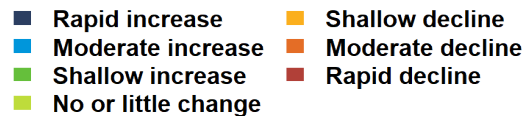
Last 5 years  
2013–18



SHALLOW INCREASE REGIONALLY



SHALLOW INCREASE NATIONALLY




# HAWKE'S BAY | Silvereye | Tauhou


## How have garden bird counts changed in this region?



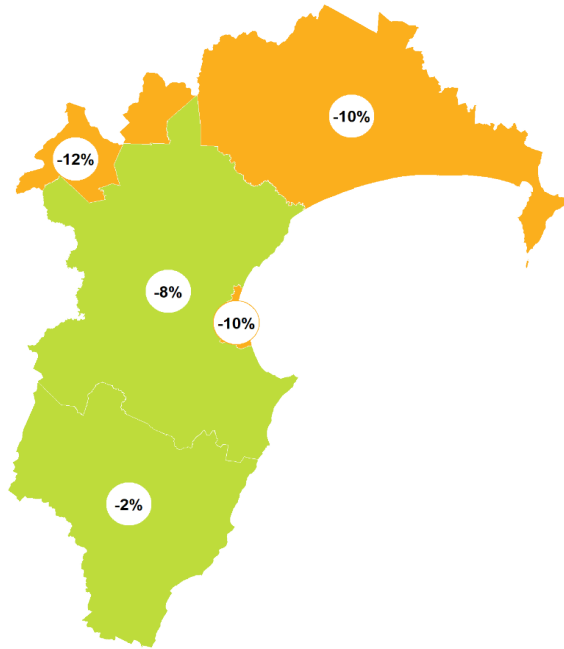
Last 10 years  
2008–18




LITTLE OR NO CHANGE  
REGIONALLY




MODERATE DECLINE  
NATIONALLY



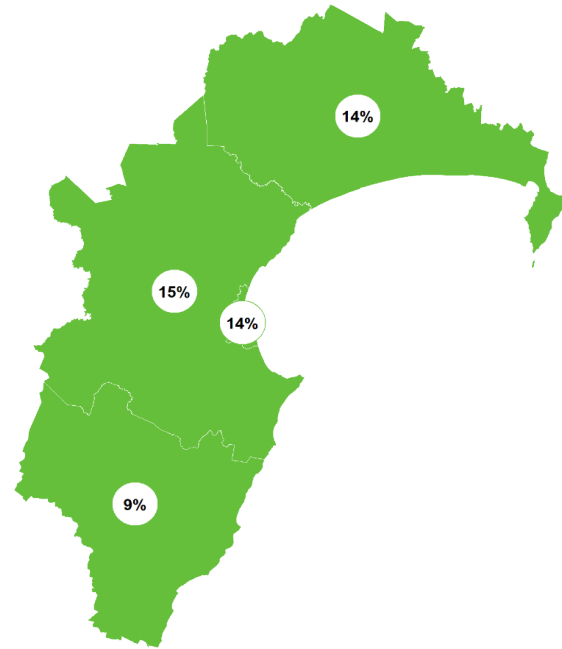
Last 5 years  
2013–18



SHALLOW INCREASE  
REGIONALLY



LITTLE OR NO CHANGE  
NATIONALLY



- Rapid increase
- Moderate increase
- Shallow increase
- No or little change
- Shallow decline
- Moderate decline
- Rapid decline

# HAWKE'S BAY | Goldfinch

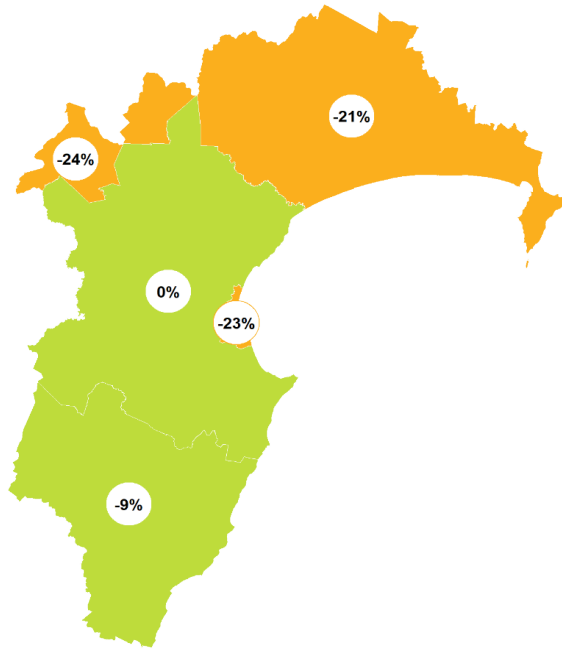
How have garden bird counts changed in this region?



Last 10 years  
2008–18



SHALLOW DECLINE  
REGIONALLY

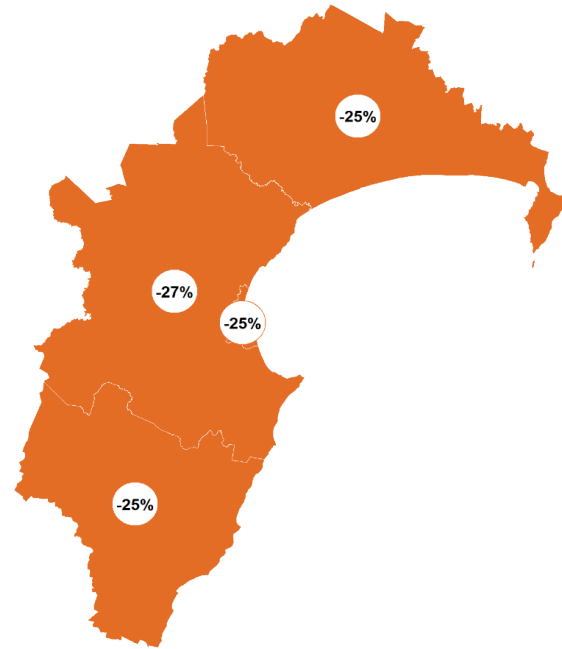


SHALLOW DECLINE  
NATIONALLY

Last 5 years  
2013–18



MODERATE DECLINE  
REGIONALLY



MODERATE DECLINE  
NATIONALLY

- Rapid increase
- Moderate increase
- Shallow increase
- No or little change
- Shallow decline
- Moderate decline
- Rapid decline

# HAWKE'S BAY | House sparrow | Tiu

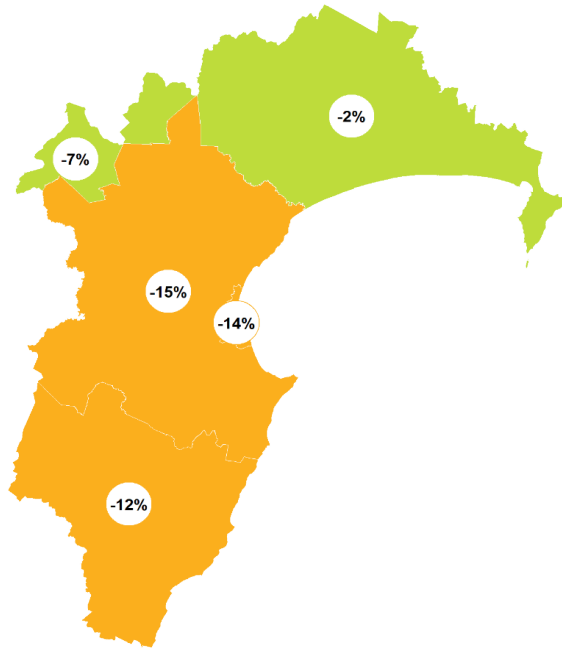
## How have garden bird counts changed in this region?



Last 10 years  
2008–18



SHALLOW DECLINE  
REGIONALLY


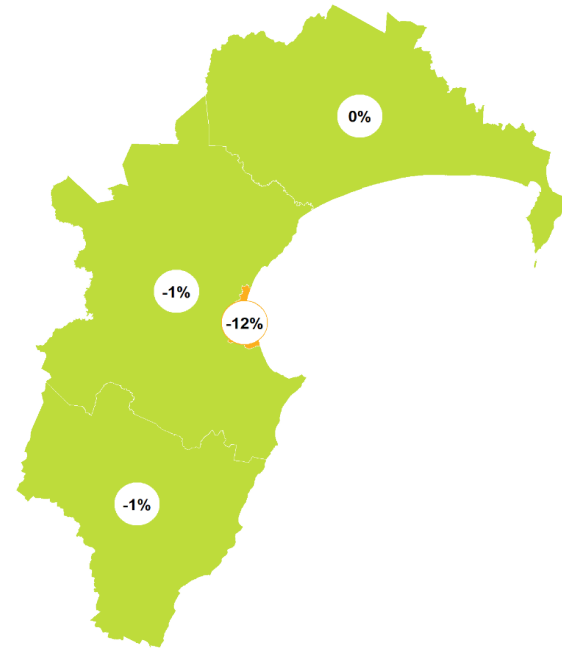


LITTLE OR NO CHANGE  
NATIONALLY

Last 5 years  
2013–18



SHALLOW DECLINE  
REGIONALLY



LITTLE OR NO CHANGE  
NATIONALLY


- Rapid increase
- Moderate increase
- Shallow increase
- No or little change
- Shallow decline
- Moderate decline
- Rapid decline

# HAWKE'S BAY | Song thrush

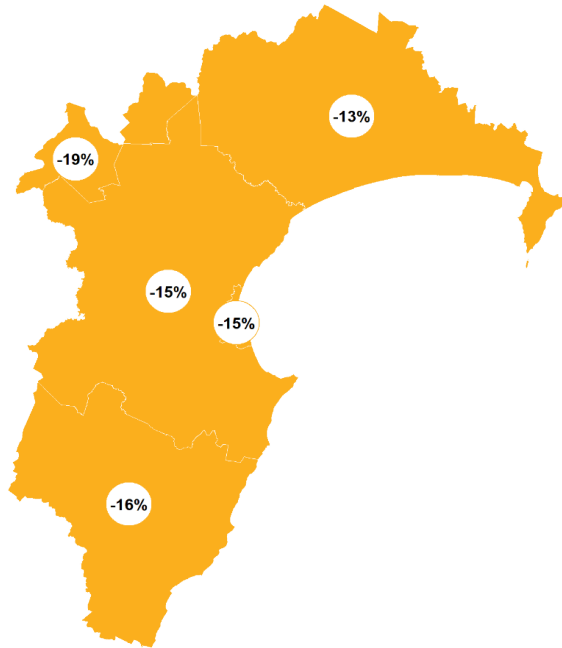
## How have garden bird counts changed in this region?



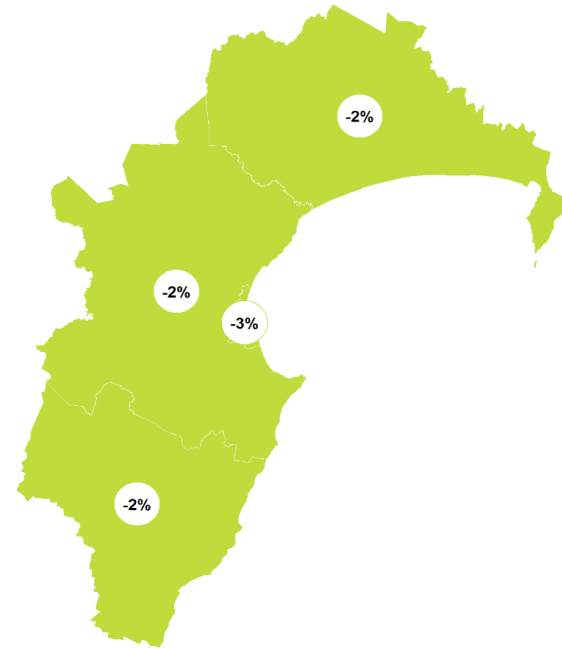
Last 10 years  
2008–18




SHALLOW DECLINE  
REGIONALLY




SHALLOW DECLINE  
NATIONALLY



Last 5 years  
2013–18



LITTLE OR NO CHANGE  
REGIONALLY



LITTLE OR NO CHANGE  
NATIONALLY


- Rapid increase
- Moderate increase
- Shallow increase
- No or little change
- Shallow decline
- Moderate decline
- Rapid decline

# HAWKE'S BAY | Dunnock

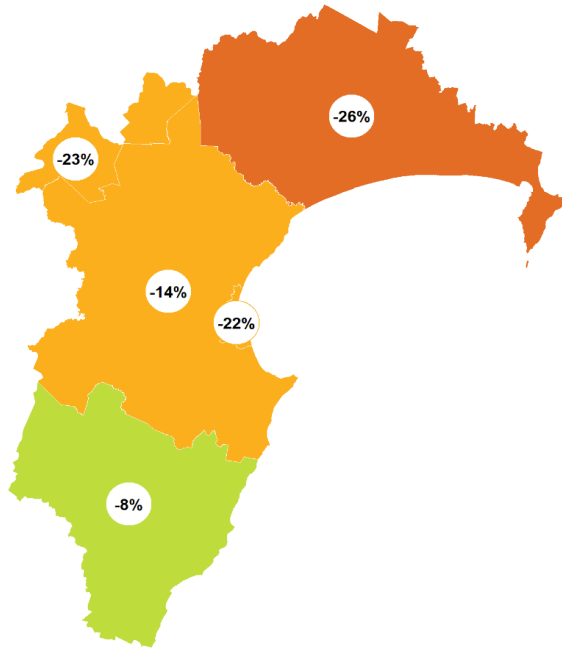
## How have garden bird counts changed in this region?



Last 10 years  
2008–18




SHALLOW DECLINE  
REGIONALLY


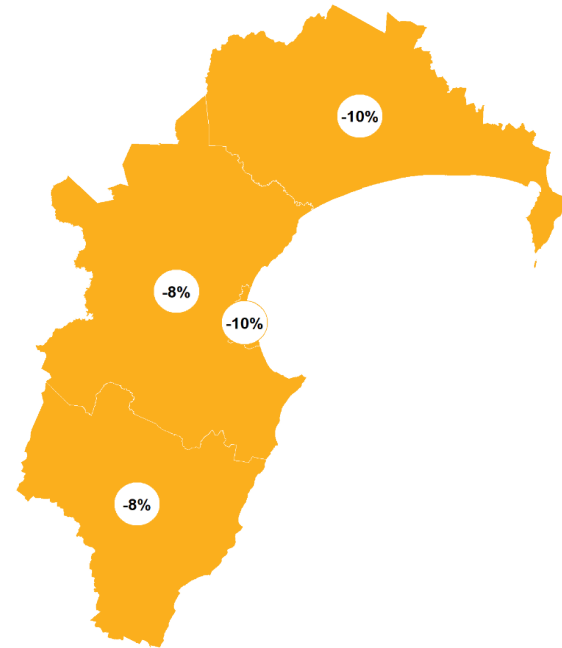


SHALLOW DECLINE  
NATIONALLY

Last 5 years  
2013–18



SHALLOW DECLINE  
REGIONALLY



SHALLOW DECLINE  
NATIONALLY

- Rapid increase
- Moderate increase
- Shallow increase
- No or little change
- Shallow decline
- Moderate decline
- Rapid decline

# HAWKE'S BAY | Starling | Tāringi

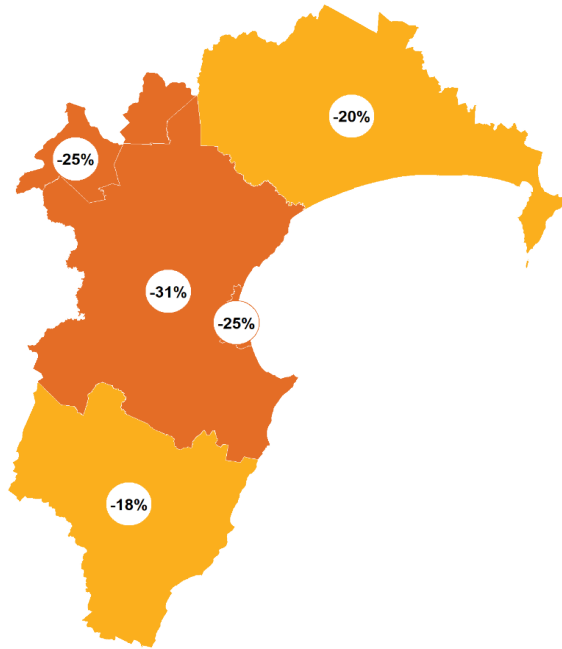
## How have garden bird counts changed in this region?



Last 10 years  
2008–18



**MODERATE DECLINE  
REGIONALLY**

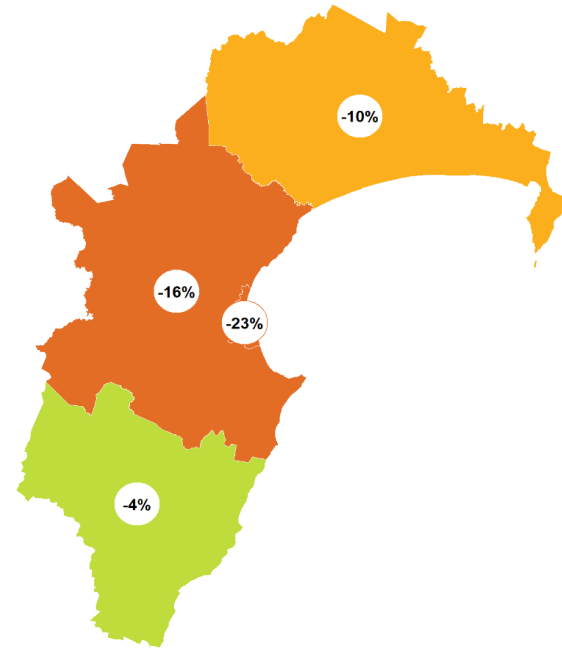


**MODERATE DECLINE  
NATIONALLY**

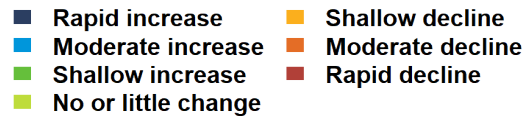
Last 5 years  
2013–18



**MODERATE DECLINE  
REGIONALLY**



**SHALLOW DECLINE  
NATIONALLY**







New Zealand  
**GARDEN  
BIRD  
SURVEY**

**2019**  
29 June to 7 July

**Visit our webpage to learn more:**  
[gardenbirdsurvey.landcareresearch.co.nz](http://gardenbirdsurvey.landcareresearch.co.nz)

This report should be cited as: MacLeod CJ, Howard S, Gormley AM, Spurr EB. 2019.  
State of NZ Garden Birds 2018 | Te Āhua o ngā Manu o te Kāri i Aotearoa  
Manaaki Whenua - Landcare Research, Lincoln. ISBN 978-0-947525-63-7.



**Manaaki  
Whenua**  
Landcare  
Research