



New Zealand
**GARDEN
BIRD
SURVEY**



Technical report

NATIONAL PICTURE

2017 |

State of NZ Garden Birds

Te Āhua o ngā Manu o te Kāri i Aotearoa



Manaaki
Whenua
Landcare
Research

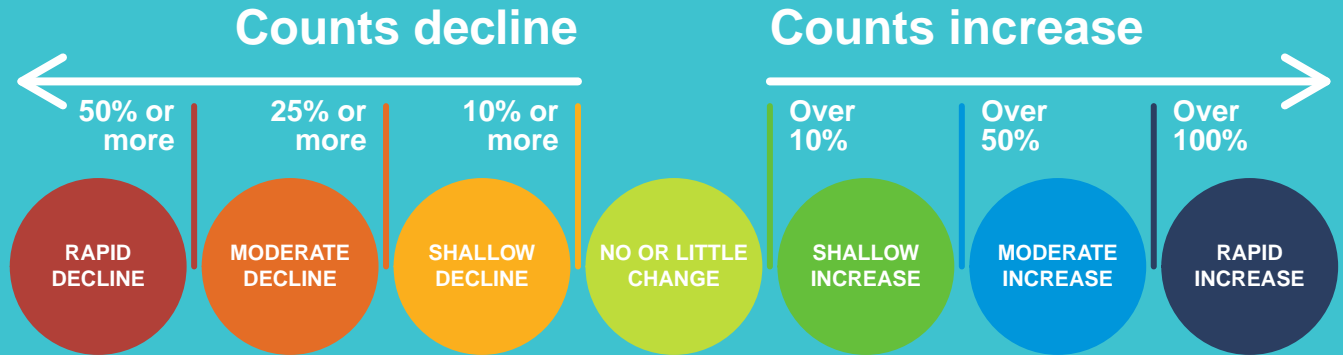


We have estimated how bird counts have changed since 2007 across New Zealand for 14 common garden visitors – five native and nine introduced birds.

Thanks to all our volunteer bird counters, 31,679 garden surveys have been completed nationwide since 2007. We use specialised statistical tools to account for variation in sampling effort between regions, towns and suburbs over time. We also account for variation in bird counts depending on whether the surveyed gardens were in a rural or urban setting and if birds were fed or not. We also correct for the actual number of gardens in each area.

We then classify these changes according to their direction and size (see adjacent diagram) to help us identify changes of potential concern or interest.


Drawing attention to changes in counts of potential concern or interest



Change class for each species, based on the 1001 bootstrap replicates, indicated by double circle. The degree of shading indicates where these replicates lie.



Quality rating category for each species shows the strength of evidence for the change class based on the 1001 replicates.



How have bird counts changed?

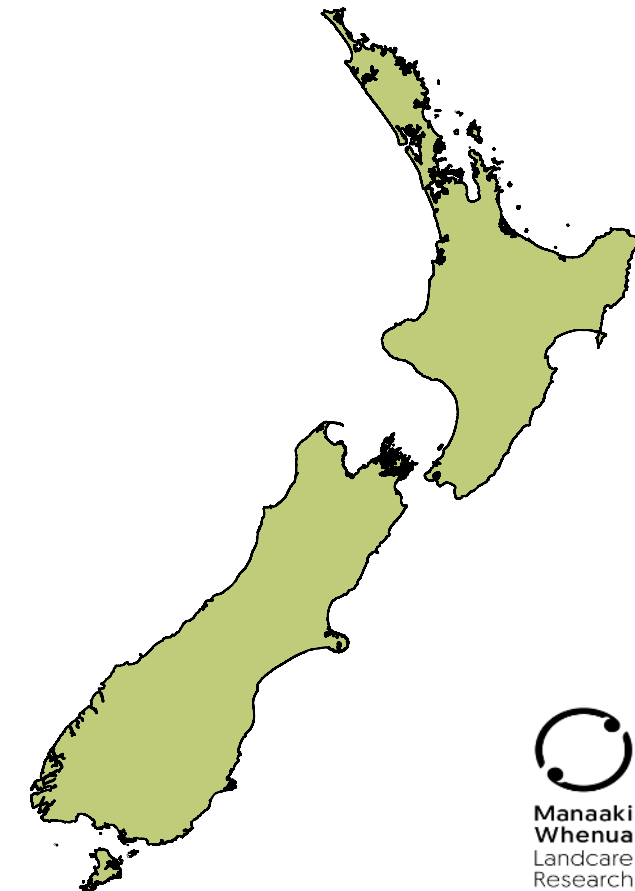
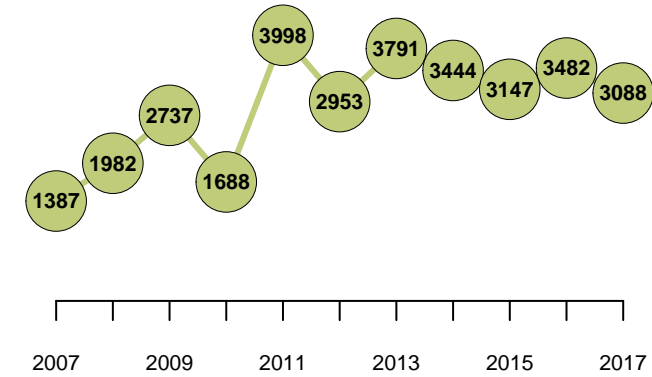
NATIONAL PICTURE | 2007-2017



New Zealand
GARDEN BIRD SURVEY

	Median	80% Confidence Interval	Rapid decline	Moderate decline	Shallow decline	No or little change	Shallow increase	Moderate increase	Rapid increase	Quality rating	
GREENFINCH	47%	29 to 61%	○	○	○	○	●	○	○	●●●●●	
TUI	22%	18 to 25%	○	○	○	○	●	○	○	●●●●●	KŌKŌ
NEW ZEALAND PIGEON	12%	2 to 22%	○	○	○	○	●	○	○	●●○○○	KERERŪ
MYNA	8%	6 to 10%	○	○	○	○	○	○	○	●●●●○	MAINA
FANTAIL	8%	5 to 11%	○	○	○	○	○	○	○	●●●○○	PĪWAIWAKA
HOUSE SPARROW	2%	-1 to 8%	○	○	○	○	○	○	○	●●●●●	TIU
BELLBIRD	0%	-4 to 3%	○	○	○	○	○	○	○	●●●●●	KORIMAKO
BLACKBIRD	-10%	-13 to -7%	○	○	○	○	○	○	○	●○○○○	MANU PANGO
DUNNOCK	-11%	-17 to -5%	○	○	○	○	○	○	○	●○○○○	
CHAFFINCH	-16%	-19 to -12%	○	○	○	○	○	○	○	●●●●●	PAHIRINI
GOLDFINCH	-26%	-32 to -22%	○	○	○	○	○	○	○	●●●○○	
SONG THRUSH	-27%	-29 to -24%	○	○	○	○	○	○	○	●●●●○	
STARLING	-31%	-36 to -28%	○	○	○	○	○	○	○	●●●●●	TĀRINGI
SILVEREYE	-43%	-47 to -41%	○	○	○	○	○	○	○	●●●●●	TAUHOHU

NUMBER OF GARDEN SURVEYS





New Zealand
**GARDEN
BIRD
SURVEY**

2018
30 June to 8 July

Visit our webpage to learn more:
gardenbirdsurvey.landcareresearch.co.nz

This report should be cited as: MacLeod CJ, Spurr EB, Brandt AJ, Green P. 2018.
State of NZ Garden Birds 2017 | Te Āhua o ngā Manu o te Kāri i Aotearoa
Manaaki Whenua - Landcare Research, Lincoln. ISBN 978-0-947525-43-9.



**Manaaki
Whenua**
Landcare
Research