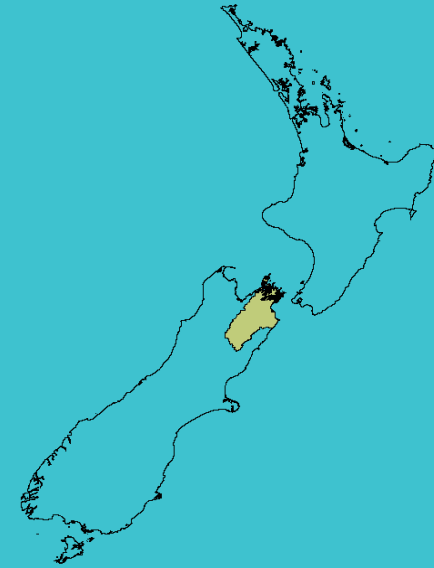




New Zealand
**GARDEN
BIRD
SURVEY**



Summary report

MARLBOROUGH REGION

2018

State of NZ Garden Birds

Te Āhua o ngā Manu o te Kāri i Aotearoa

NUMBER OF SURVEYED GARDENS



Manaaki
Whenua
Landcare
Research

We have estimated how bird counts have changed over the last 10 and 5 year periods in different regions, districts and neighbourhoods across New Zealand for 14 common garden visitors – five native and nine introduced birds.

Thanks to all our volunteer bird counters, 34,686 garden surveys have been completed nationwide since 2008. We use specialised statistical tools to account for variation in sampling effort between regions, districts and suburbs over time. We also account for variation in bird counts depending on whether the surveyed gardens were in a rural or urban setting and if birds were fed or not. We also correct for the actual number of gardens in each area.

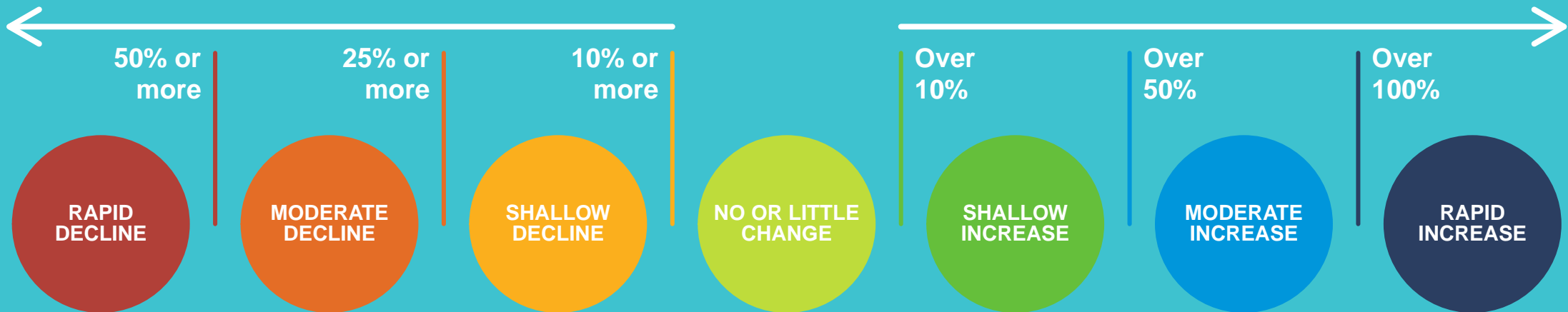
We then classify these changes according to their direction and size (see diagram below) to help us identify changes of potential concern or interest.

How have bird counts changed?

Drawing attention to changes in counts that may be of concern or interest

Decline over 10 years

Increase over 10 years



MARLBOROUGH | NZ pigeon | Kererū


How have garden bird counts changed in this region?



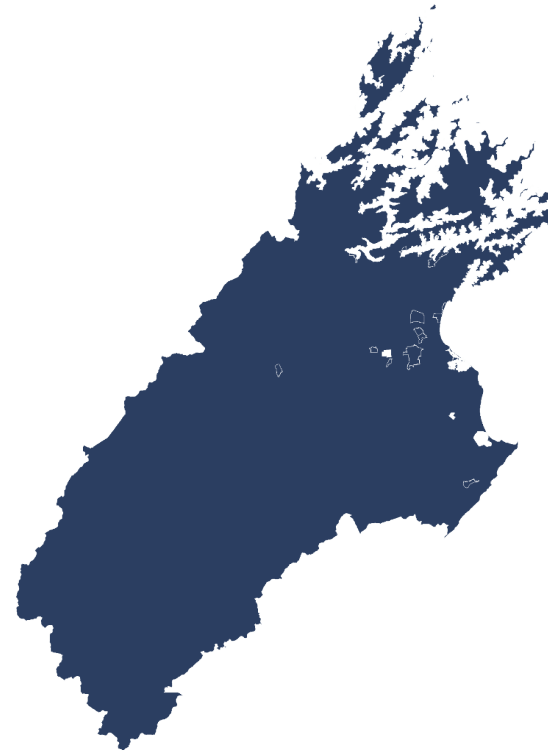
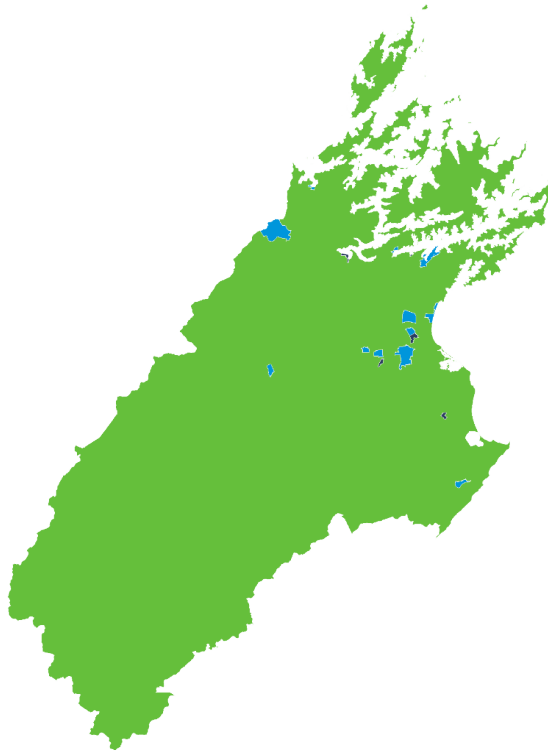
Last 10 years
2008–18




**MODERATE INCREASE
REGIONALLY**




**MODERATE INCREASE
NATIONALLY**



Last 5 years
2013–18



**RAPID INCREASE
REGIONALLY**



**RAPID INCREASE
NATIONALLY**

- | | |
|---|---|
| ■ Rapid increase | ■ Shallow decline |
| ■ Moderate increase | ■ Moderate decline |
| ■ Shallow increase | ■ Rapid decline |
| ■ No or little change | |

MARLBOROUGH | Tūī | Kōkō

How have garden bird counts changed in this region?



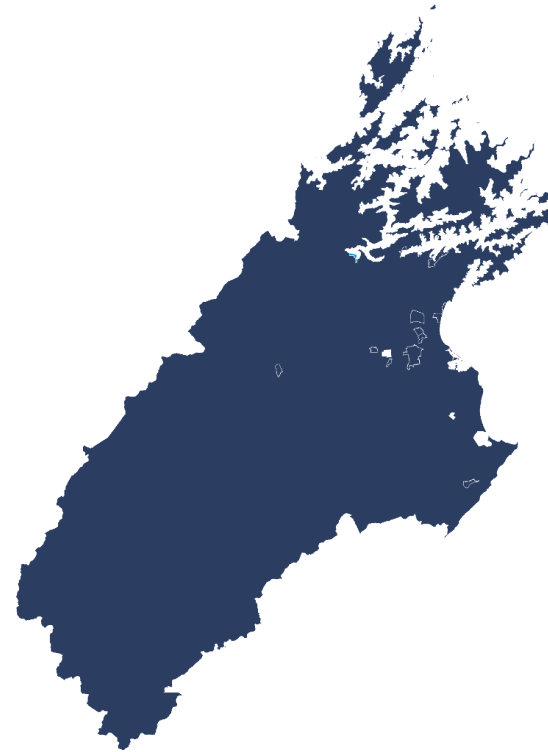
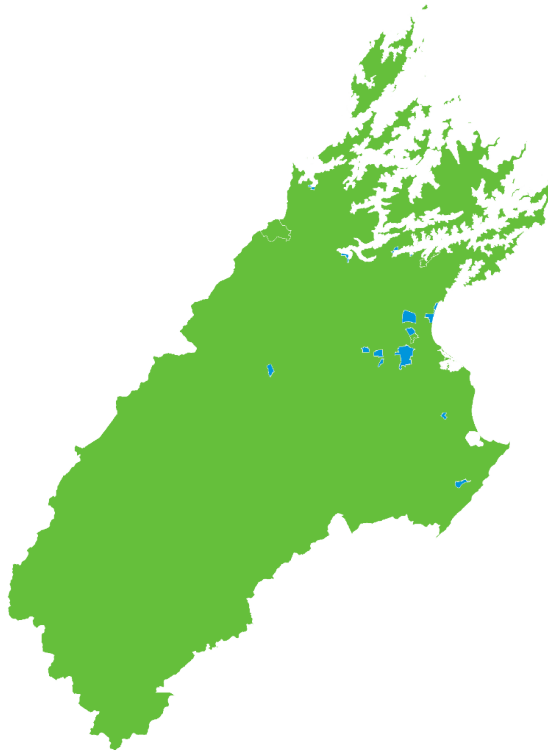
Last 10 years
2008–18



**MODERATE INCREASE
REGIONALLY**



**SHALLOW INCREASE
NATIONALLY**



Last 5 years
2013–18



**RAPID INCREASE
REGIONALLY**



**MODERATE INCREASE
NATIONALLY**


- | | |
|-----------------------|--------------------|
| ■ Rapid increase | ■ Shallow decline |
| ■ Moderate increase | ■ Moderate decline |
| ■ Shallow increase | ■ Rapid decline |
| ■ No or little change | |

MARLBOROUGH | Greenfinch

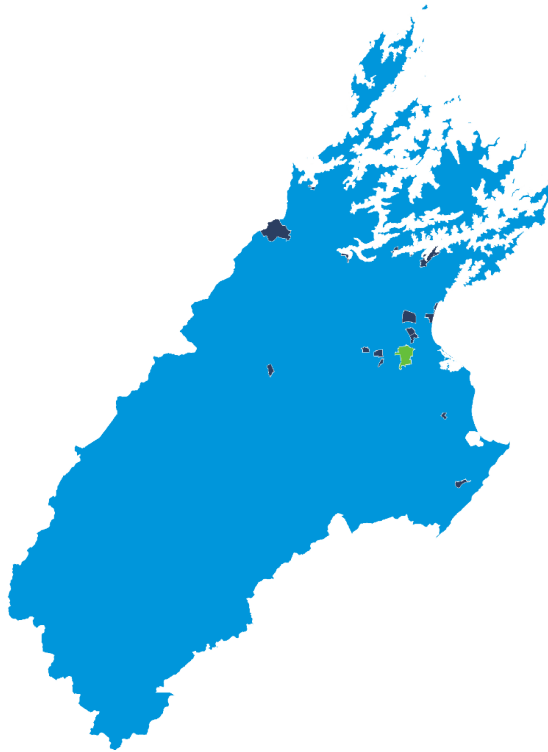
How have garden bird counts changed in this region?



Last 10 years
2008–18




MODERATE INCREASE REGIONALLY


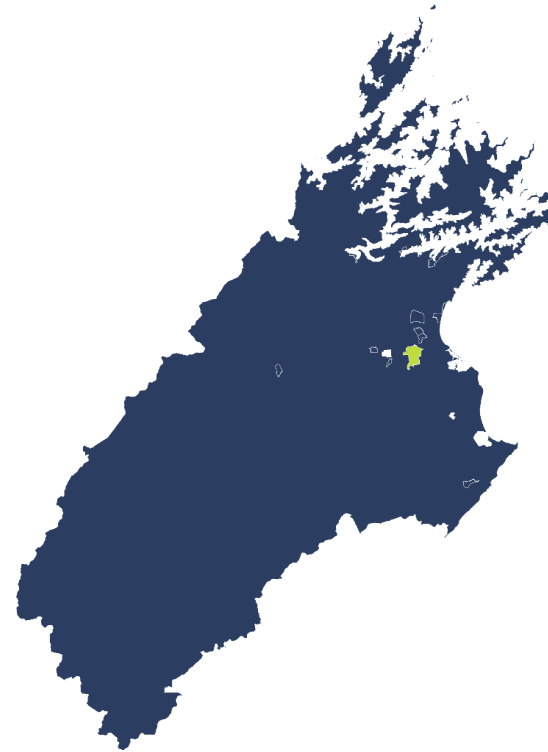


MODERATE INCREASE NATIONALLY

Last 5 years
2013–18



SHALLOW INCREASE REGIONALLY



SHALLOW INCREASE NATIONALLY

- Rapid increase
- Moderate increase
- Shallow increase
- No or little change
- Shallow decline
- Moderate decline
- Rapid decline

MARLBOROUGH | Fantail | Pīwaiwaka

How have garden bird counts changed in this region?



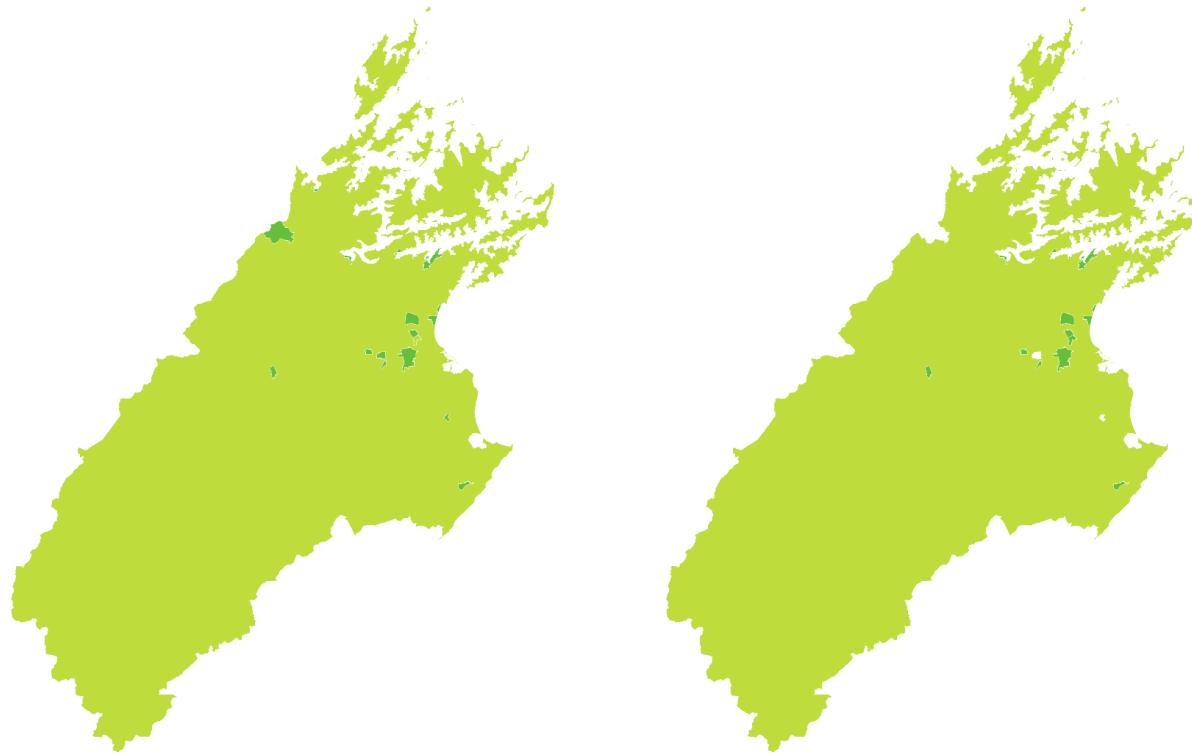
Last 10 years
2008–18



SHALLOW INCREASE
REGIONALLY



SHALLOW INCREASE
NATIONALLY



Last 5 years
2013–18



SHALLOW INCREASE
REGIONALLY



SHALLOW INCREASE
NATIONALLY

- | | |
|-----------------------|--------------------|
| ■ Rapid increase | ■ Shallow decline |
| ■ Moderate increase | ■ Moderate decline |
| ■ Shallow increase | ■ Rapid decline |
| ■ No or little change | |

MARLBOROUGH | Bellbird | Korimako

How have garden bird counts changed in this region?



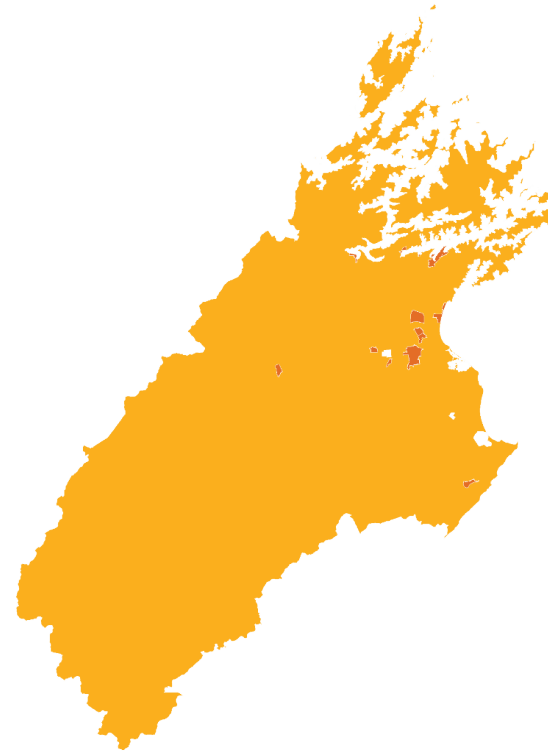
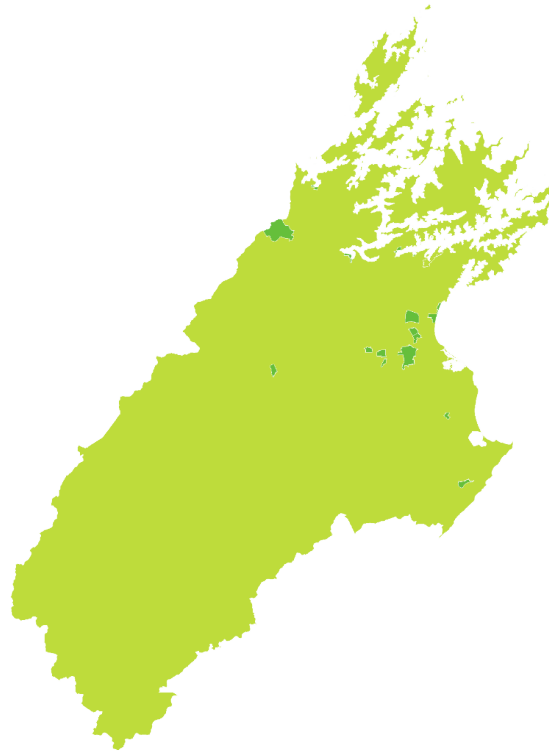
Last 10 years
2008–18



SHALLOW INCREASE
REGIONALLY



LITTLE OR NO CHANGE
NATIONALLY



Last 5 years
2013–18



MODERATE DECLINE
REGIONALLY



LITTLE OR NO CHANGE
NATIONALLY

- | | |
|--|---|
| ■ Rapid increase | ■ Shallow decline |
| ■ Moderate increase | ■ Moderate decline |
| ■ Shallow increase | ■ Rapid decline |
| ■ No or little change | |

MARLBOROUGH | Chaffinch | Pahirini

How have garden bird counts changed in this region?



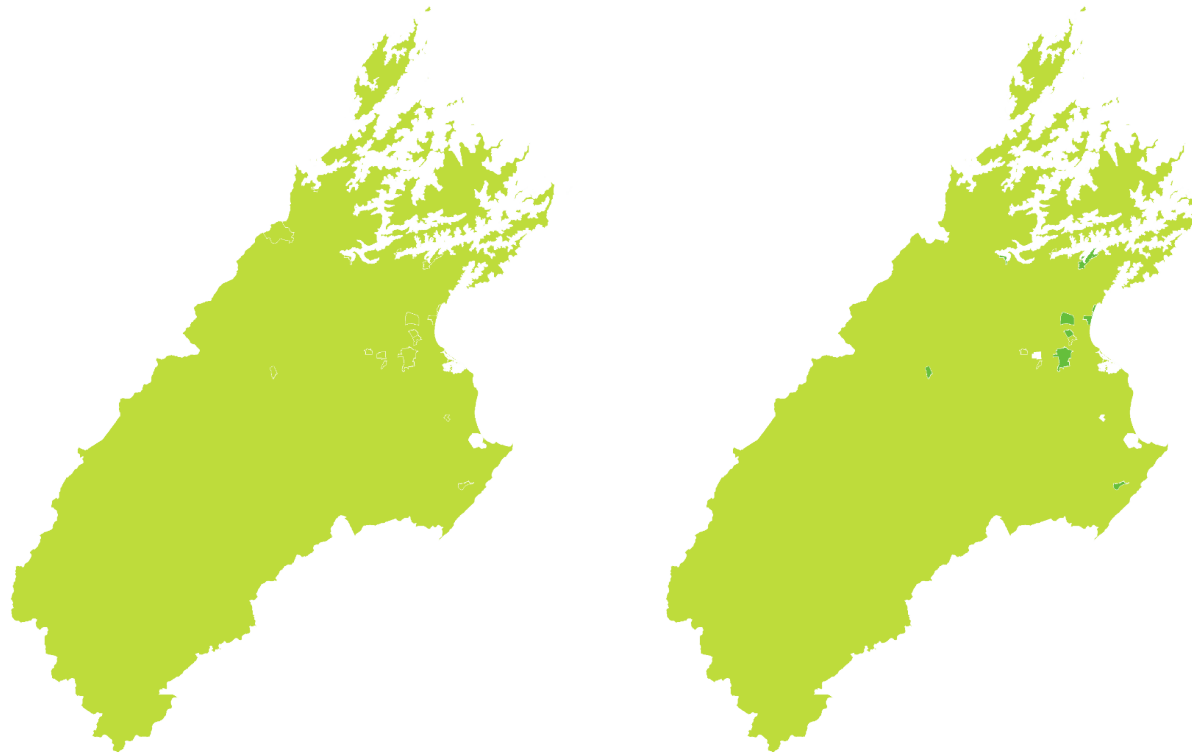
Last 10 years
2008–18



LITTLE OR NO CHANGE
REGIONALLY




LITTLE OR NO CHANGE
NATIONALLY



Last 5 years
2013–18



LITTLE OR NO CHANGE
REGIONALLY



LITTLE OR NO CHANGE
NATIONALLY


- Rapid increase
- Moderate increase
- Shallow increase
- No or little change
- Shallow decline
- Moderate decline
- Rapid decline

MARLBOROUGH | Dunnock


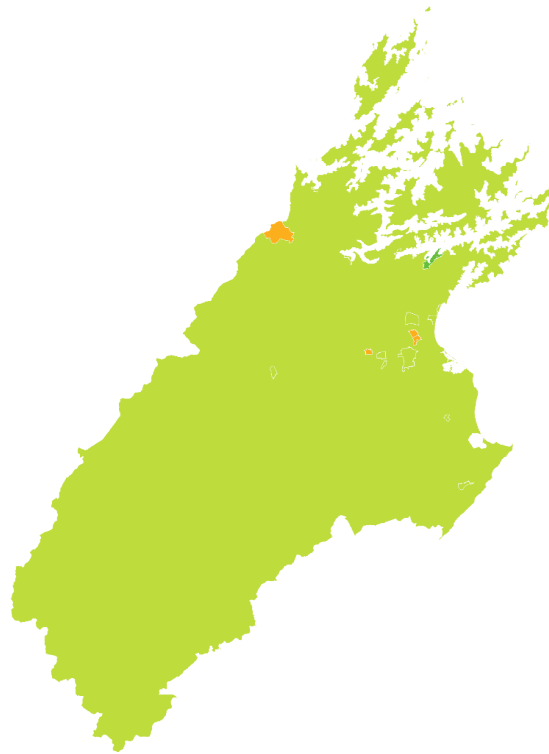
How have garden bird counts changed in this region?



Last 10 years
2008–18




LITTLE OR NO CHANGE
REGIONALLY


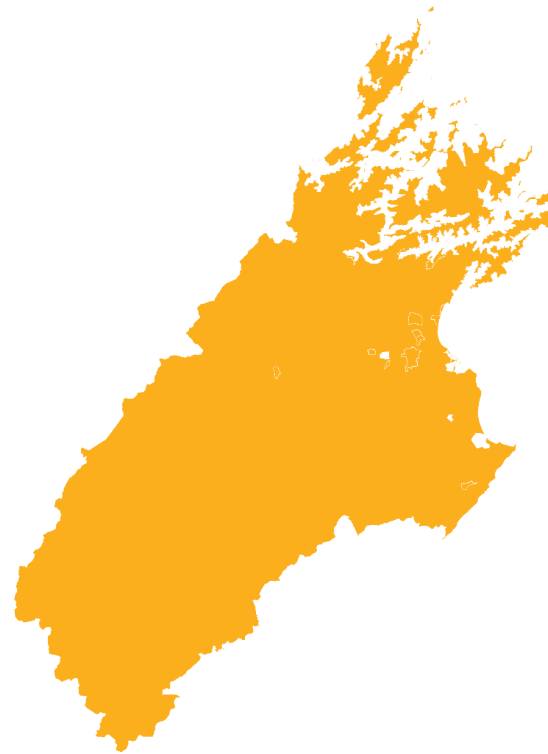


SHALLOW DECLINE
NATIONALLY

Last 5 years
2013–18



SHALLOW DECLINE
REGIONALLY



SHALLOW DECLINE
NATIONALLY

- | | |
|-----------------------|--------------------|
| ■ Rapid increase | ■ Shallow decline |
| ■ Moderate increase | ■ Moderate decline |
| ■ Shallow increase | ■ Rapid decline |
| ■ No or little change | |

MARLBOROUGH | Blackbird | *Manu pango*

How have garden bird counts changed in this region?



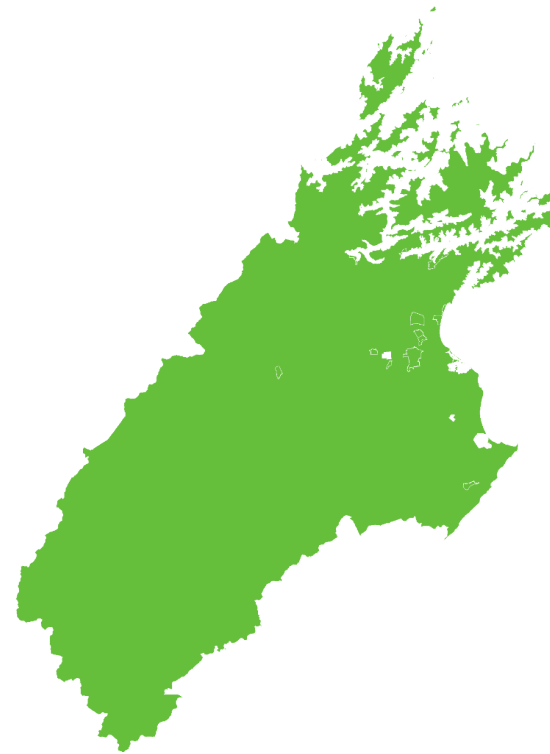
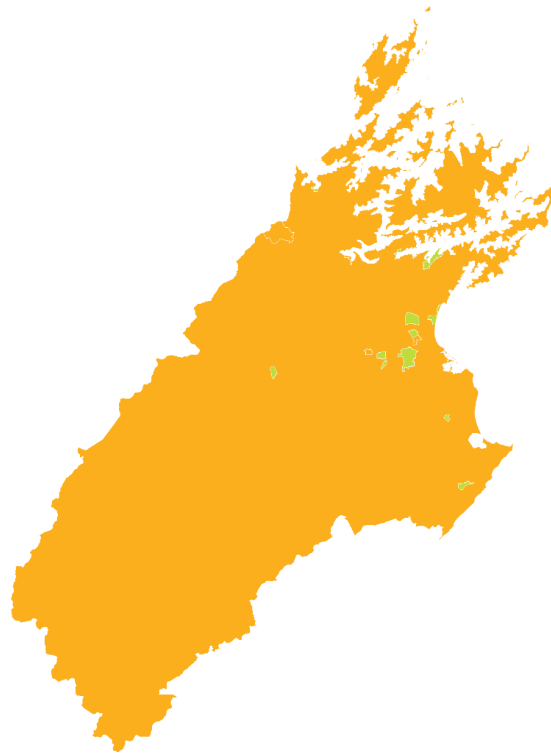
Last 10 years
2008–18



LITTLE OR NO CHANGE
REGIONALLY



LITTLE OR NO CHANGE
NATIONALLY



Last 5 years
2013–18



SHALLOW INCREASE
REGIONALLY



SHALLOW INCREASE
NATIONALLY

- Rapid increase
- Moderate increase
- Shallow increase
- No or little change
- Shallow decline
- Moderate decline
- Rapid decline

MARLBOROUGH | House sparrow | Tiu

How have garden bird counts changed in this region?



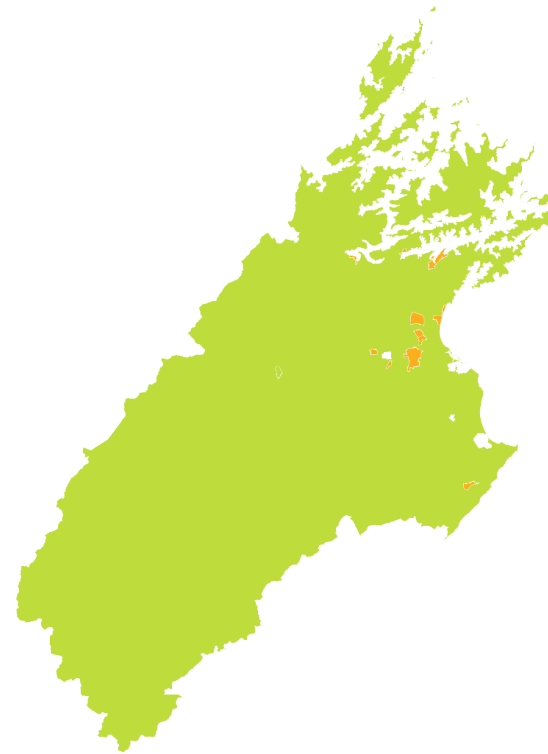
Last 10 years
2008–18



SHALLOW DECLINE
REGIONALLY




LITTLE OR NO CHANGE
NATIONALLY



Last 5 years
2013–18



SHALLOW DECLINE
REGIONALLY



LITTLE OR NO CHANGE
NATIONALLY


- Rapid increase
- Moderate increase
- Shallow increase
- No or little change
- Shallow decline
- Moderate decline
- Rapid decline

MARLBOROUGH | Song thrush

How have garden bird counts changed in this region?



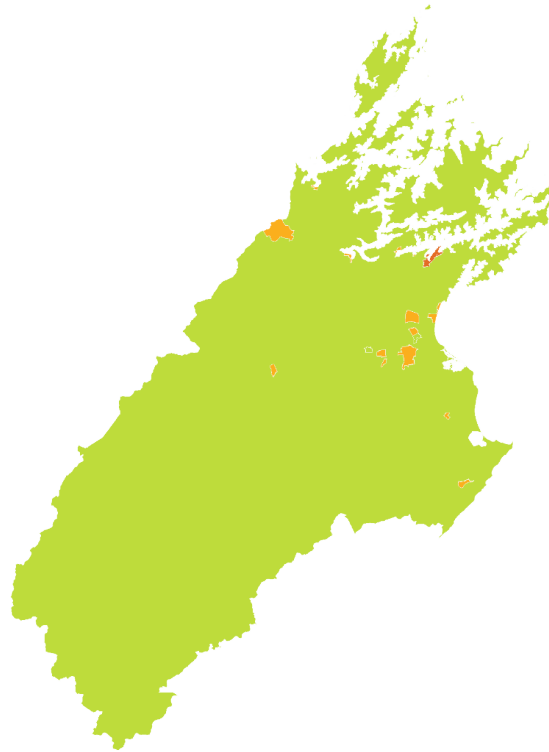
Last 10 years
2008–18



SHALLOW DECLINE
REGIONALLY



SHALLOW DECLINE
NATIONALLY



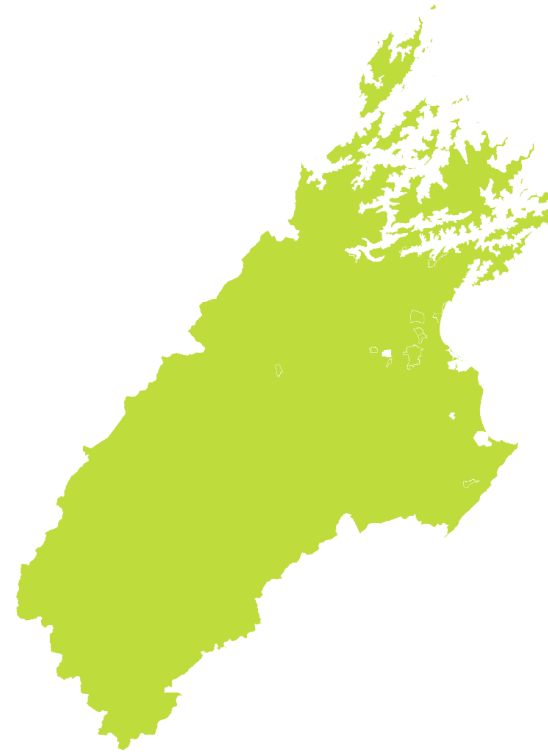
Last 5 years
2013–18



LITTLE OR NO CHANGE
REGIONALLY



LITTLE OR NO CHANGE
NATIONALLY




- | | |
|-----------------------|--------------------|
| ■ Rapid increase | ■ Shallow decline |
| ■ Moderate increase | ■ Moderate decline |
| ■ Shallow increase | ■ Rapid decline |
| ■ No or little change | |

MARLBOROUGH | Silvereye | Tauhou


How have garden bird counts changed in this region?



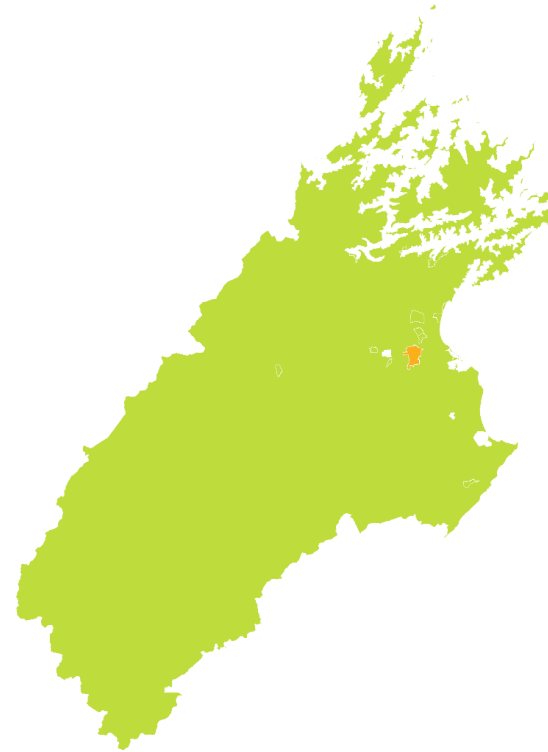
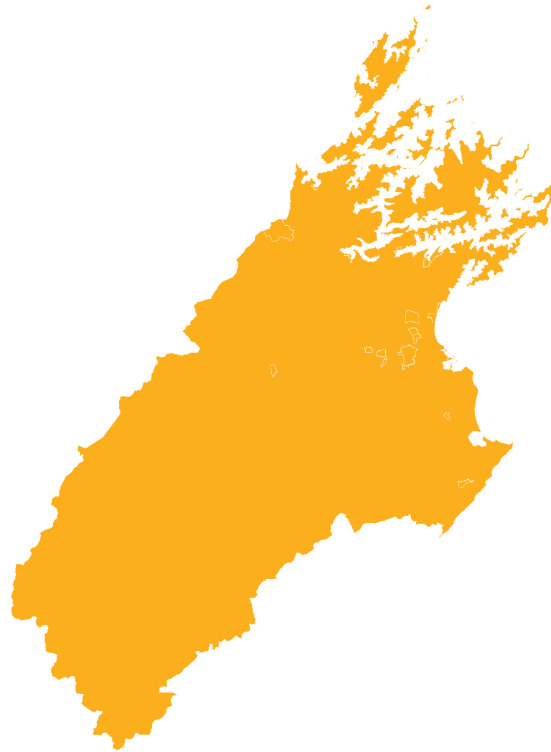
Last 10 years
2008–18




SHALLOW DECLINE
REGIONALLY




MODERATE DECLINE
NATIONALLY



Last 5 years
2013–18



SHALLOW DECLINE
REGIONALLY



LITTLE OR NO CHANGE
NATIONALLY

- Rapid increase
- Moderate increase
- Shallow increase
- No or little change
- Shallow decline
- Moderate decline
- Rapid decline

MARLBOROUGH | Starling | Tāringi

How have garden bird counts changed in this region?



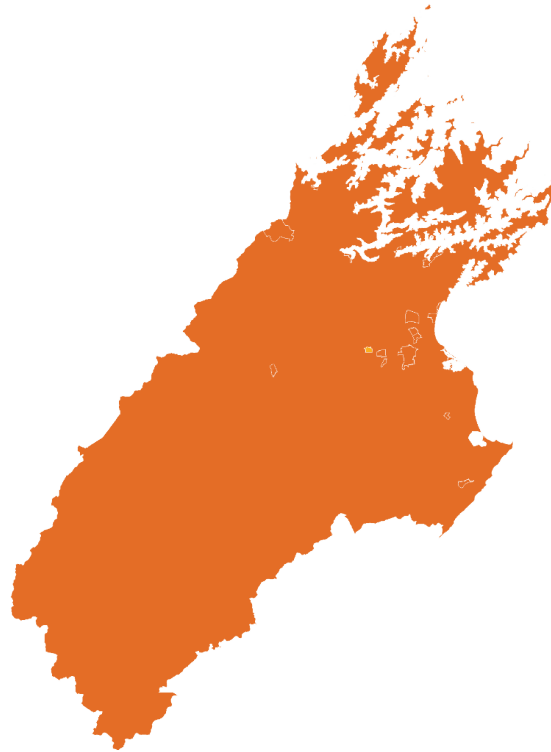
Last 10 years
2008–18



**MODERATE DECLINE
REGIONALLY**



**MODERATE DECLINE
NATIONALLY**



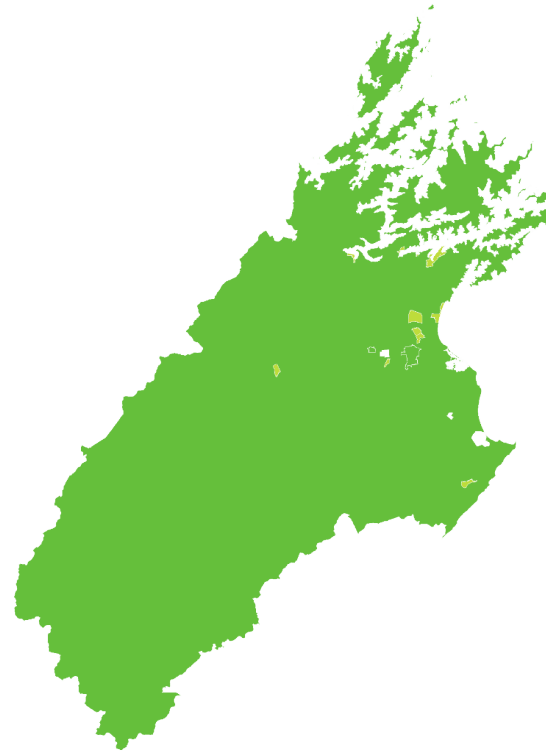
Last 5 years
2013–18



**SHALLOW INCREASE
REGIONALLY**



**SHALLOW DECLINE
NATIONALLY**



- Rapid increase
- Moderate increase
- Shallow increase
- No or little change
- Shallow decline
- Moderate decline
- Rapid decline

MARLBOROUGH | Goldfinch

How have garden bird counts changed in this region?



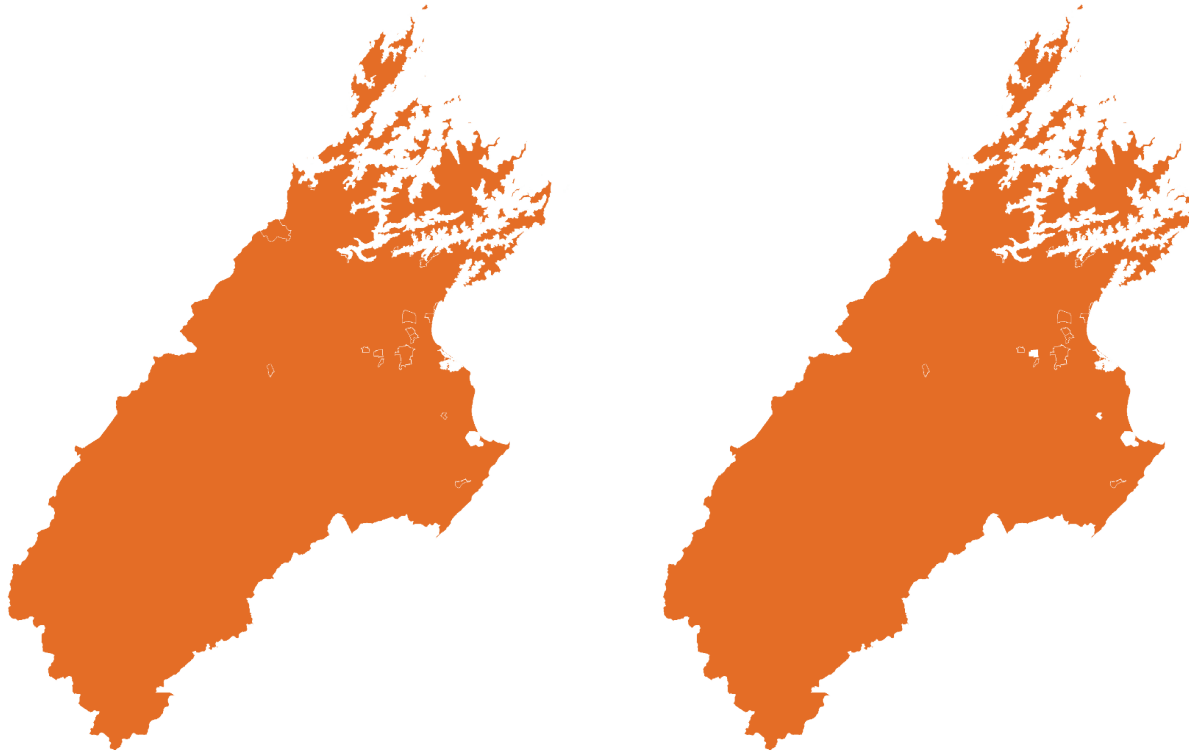
Last 10 years
2008–18



**MODERATE DECLINE
REGIONALLY**



**SHALLOW DECLINE
NATIONALLY**



Last 5 years
2013–18



**MODERATE DECLINE
REGIONALLY**



**MODERATE DECLINE
NATIONALLY**

- Rapid increase
- Moderate increase
- Shallow increase
- No or little change
- Shallow decline
- Moderate decline
- Rapid decline



New Zealand
**GARDEN
BIRD
SURVEY**

2019
29 June to 7 July

Visit our webpage to learn more:
gardenbirdsurvey.landcareresearch.co.nz

This report should be cited as: MacLeod CJ, Howard S, Gormley AM, Spurr EB. 2019.
State of NZ Garden Birds 2018 | Te Āhua o ngā Manu o te Kāri i Aotearoa
Manaaki Whenua - Landcare Research, Lincoln. ISBN 978-0-947525-63-7.



**Manaaki
Whenua**
Landcare
Research